MICROPROCESSOR CONTROLLED CENTRIFUGES
"Centromix BLT", "Mixtasel BLT", "Centronic BLT" and "Centrofriger BLT"

COMMON FEATURES

Robust all metal construction:
-External case made from DUR-Al alloy.
-Internal bowl and top plate all stainless steel
-Internal steel safety chamber within the case.



Rotor identification head (only models "Centronic BLT" and "Centrofriger BLT") when the centrifuge lid is closed the rotor communicates all the data of the functions of it. This prevents, before use, any risk of failure of using the wrong rotor in a program or exceeding the rotors running parameters. The advantage of this system is that we can add additional rotors to the range without changing the centrifuge model.

Electronic circuits, microprocessor digital control of all parameters and functions: speed, acceleration, brake, RCF, temperature, timer, 10 program storage, automatic rotor recognition and alarm system.

Induction drive maintenance free motor.

Low noise level 50-60 dBa.

Rotors, buckets and adapters are identified with an inalterable engraved laser code.

Air circulation system, to limit any excessive rise in temperature within the centrifuge, all air circulated within the chamber is channelled out of the back and is not re-circulated, this means that the centrifuges internal temperature will remain low and constant.

Hermetically sealed compressor, mounted on anti-vibration mounts with re-circulating evaporator around the centrifuge chamber. (only applies to refrigerated centrifuges).

CONTROL PANEL

TFT Touch screen



1. Stop process key.
2. Start process key.
3. Increase value key.
4. Decrease value key.
5. Scheduled acceleration ramp.
6. Rotor model in use.
7. Reading the real time temperature. (refrigerated models only).
8. Door opening key.
9. RPM or RCF real-time reading.
10. Sequential operation.
11. Time set-up in process.
12. Key to change RPM / RCF.
13. Braking ramp programmed.
14. Return key..

Centrifuge "Centromix BLT"

WITH A CHOICE OF ROTORS AND INTERCHANGEABLE ADAPTERS.
FREE MAINTENANCE INDUCTION DRIVE MOTOR.





HEAD AND BUCKET REDUCERS

Reducers for bucket. Part No. 7001066:
7001813 For 1 tube 15 ml (16,5 Ø x 100 mm).
7001814 For 1 tube 10 ml (16 Ø x 80 mm).
7001815 For 1 tube 7 ml (12 Ø x 100 mm).
7001816 For 1 tube 5 ml (12,5 Ø x 75 mm).
Reducers for bucket. Part No. 7001067:
1001557 For 1 tube 5 ml (12,5 Ø x 75 mm).
Reducers for head. Part No. 7000555:
7000700 For 1 tube 7 ml (12 Ø x 100 mm) Sheath NOT AUTOCLAVABLE.
1001557 For 1 tube 5 ml (12,5 Ø x 75 mm).

MODEL

Part No.	Max. Volume ml	Max. Number of tubes	Height / Width / Depht (exterior) cm	Power W	Weight Kg
7002556	120	4 x 25 ml	23 30 35	180	12

External DUR-AL case, with AISI 304 stainless steel bowl.

ACCESSORIES Rotors and interchangeable buckets and adapters.

Part No. head	Rotor type	Part No. bucket	Totel max. Volume (4 adapters)	Bucket/Adapter capacity	Ø x Length mm	Max. R.p.m.	Max. R.c.f. (xg)
7000555	Angle	–	150 ml	10 x 15 ml	16.5 x 100	4400	1850
	Swing out	7001066	100 ml	1 x 25 ml	24 x 100	4400	2705
	Swing out	7001067	60 ml	1 x 15 ml	16.5 x 100	4400	2705
7001065	Swing out	7001068	28 ml	1 x 7 ml	12 x 100	4400	2705
	Swing out	7001573	40 ml	2 x 5 ml VAC	13 x 75	4400	2335
	Swing out	7001070	60 ml	VAC	16 x 100	4400	2790
	Swing out	7001072	–	undrilled	–	4400	2705

Note: All buckets and adapters come without tubes unless stated, see page 132 for tubes and accessories.



7000555 7001065



7001066 7001067 7001068 7001573 7001070 7001072